


M860A™ *High-Scrub All-Position Radial*

Engineered Specifically for Refuse, High-Scrub, Short-Haul Applications.



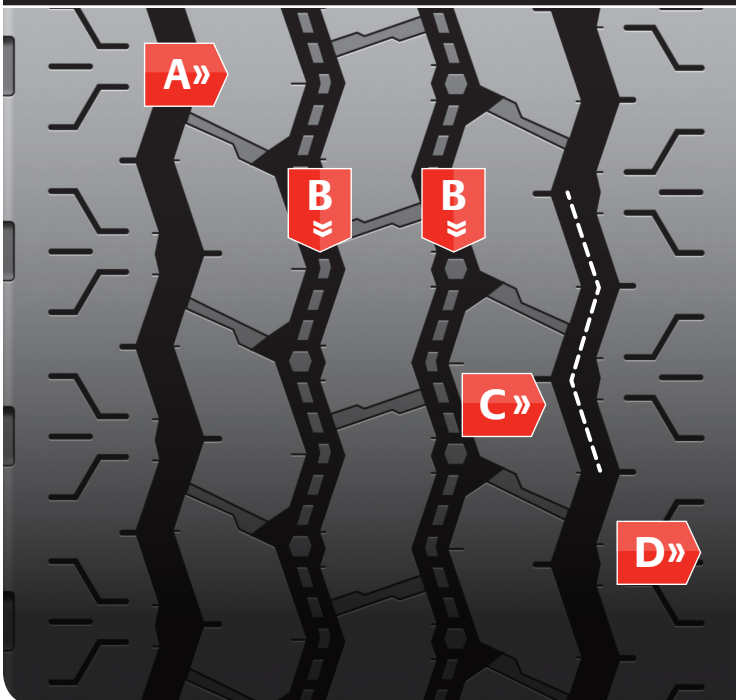
High load capacity ■ Excellent retreadability ■ Long wear performance



PRECISELY THE RIGHT TIRE.

The newest member of the Bridgestone M860 family, the M860A has improvements designed specifically for urban waste collection. It features a special compound for improved wear performance and longer life. Plus, it has a wider belt package that enhances casing durability, making it more retreadable than ever.

M860A Innovations



A Aggressive Blocks
.....
Designed to bite into soft surfaces for excellent traction.

B Stone Rejector Platforms
.....
Prevent trapped stones from pushing deeper into tread grooves and piercing belt layer, damaging belts and exposing them to rust.

C Angled Grooves
.....
Provide biting edges that help promote wet traction.

D Solid Shoulder Design
.....
Distributes weight and torque to fight irregular wear and block squirm for outstanding, even wear.

Long-Lasting Tread

Design spreads the load over a larger area, distributing footprint pressure for long tread life.

Wide Casing Design

Engineered to support heavy loads — up to 20,000 pounds on steer axles at highway speeds.

Special Cap Compound

Offers improved wear performance, leading to longer original tread life.

Wide Belt Design

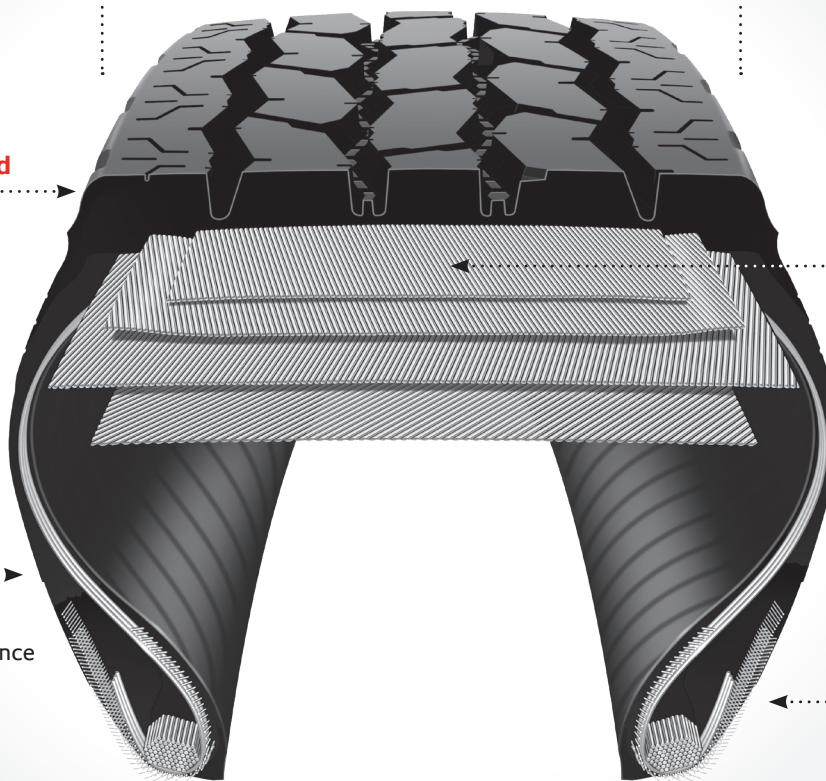
A wider fourth belt is designed to improve puncture resistance and extend casing life, enhancing retreadability.

Sidewall Protector Ribs

Designed to fight curbing and abrasion damage, to help enhance casing durability.

Reinforced Bead

2-ply nylon plus a steel chafer helps strengthen the bead area for outstanding tire life and excellent retreadability.



M860 A Tire Sizes	Load Range	Article Number	Weight (Lbs/kg) [†]	Meas. Rim (in.)	Overall Diameter (in./mm)	Overall Width (in./mm)	Overall Width Loaded (in./mm)	Static Loaded Radius (in./mm)	Revolutions per Mile/km	Tread Depth (32"/mm)	MAX TIRE LOAD		Max Speed (mph/kph)
											Single Lbs@PSI/kg@kPa	Dual Lbs@PSI/kg@kPa	
315/80R22.5 metric	L	244329	161 73	9.00	42.8 1087	12.6 320	19.9 506	13.9 353	485 301	24 19	10000@130 4540@900	9090@130 4120@900	65 104
425/65R22.5 metric	L	001741	192 87	12.25	44.9 1140	16.1 409	17.8 452	20.8 528	463 288	23 18	11400@120 5170@830	— —	65 104

Warranty information is available at bridgestonetrucktires.com or from your Bridgestone representative, dealer or truck stop. [†]Estimated, subject to change.

Bridgestone Casings & Bandag Retreads: State-of-the-Art Smart. Pairing your Bridgestone casing with a Bandag retread extends the life of your tires and keeps your money where it belongs — with you. With specialized tread patterns that stand up to your operation's demands, plus cutting-edge compounds that resist wear and tear, Bandag retreads perform like new tires at a fraction of the cost. To get all the facts, scan the code or visit retreadinstead.com.



Prove it to yourself. Run the only test that really matters: Try the M860A on your trucks, on your routes and with your drivers — in short, in your world. See for yourself how the M860A can cut your cost per mile. Call your Bridgestone representative today!

