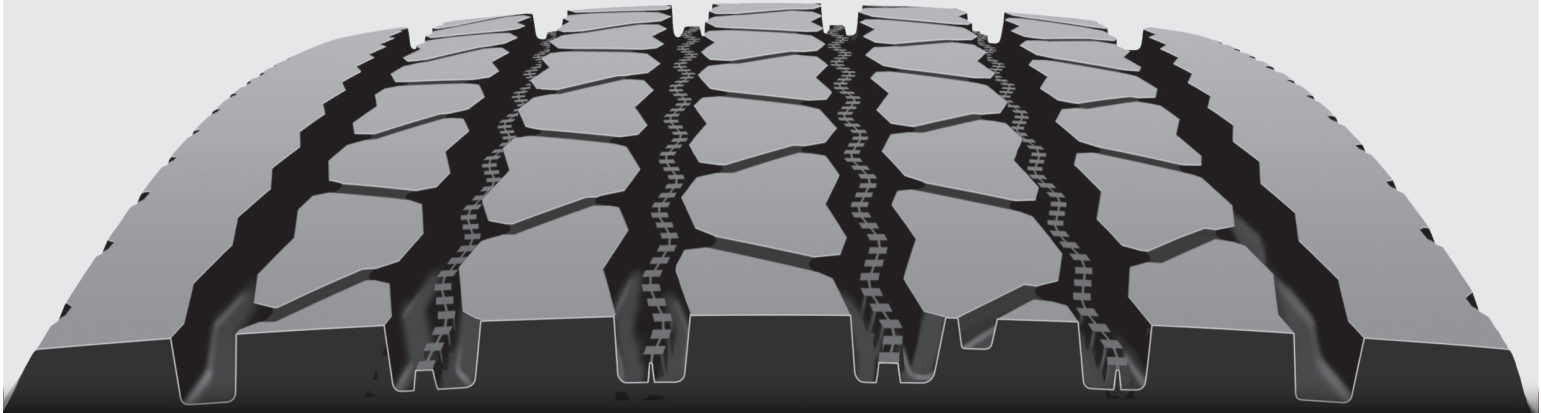


Greatec™ M853™ *On/Off-Highway Wide Base Radial*

Tough and Long-Lasting in Severe Service Applications



Tough Tread Design ■ Long, Even Wear ■ Enhanced Retreadability

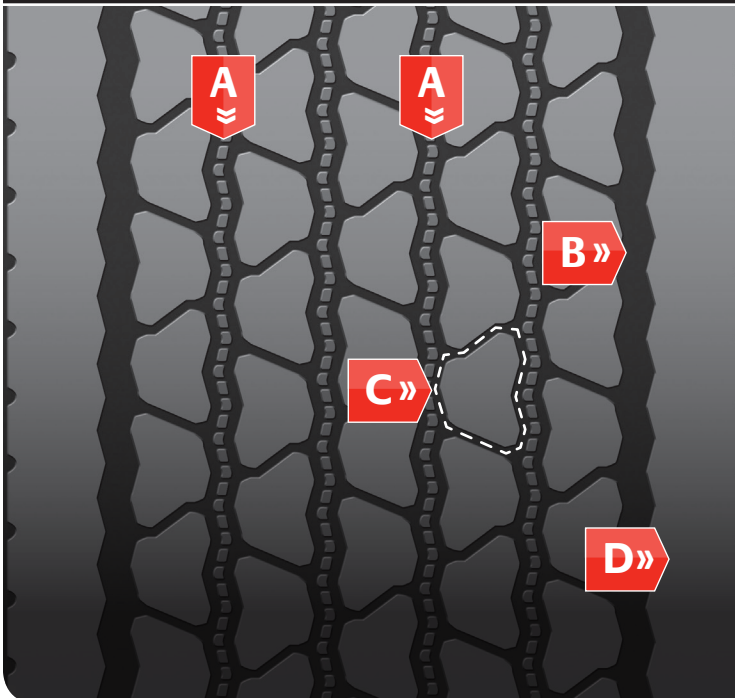


A TOUGH TIRE FOR YOUR TOUGHEST JOBS.

The Greatec M853 455/55R22.5 offers features made for severe service applications. The aggressive tread design and specialty compounds contribute to 9% longer wear life than a leading competitor's tire*. Plus, this ultra wide base option gives you the weight saving opportunity to allow for heavier payloads and more effective operation of your trucks.

* Bridgestone Greatec M853 in size 455/55R22.5 Load range M, compared to the equivalent size and load range of Michelin X One XZY3. Cut and stone resistance results and wear results based on field testing in severe service fleet applications in the US. Actual results will vary depending on several factors such as tire size, operating conditions, maintenance, road conditions, and driving style.

Greatec M853 Innovations



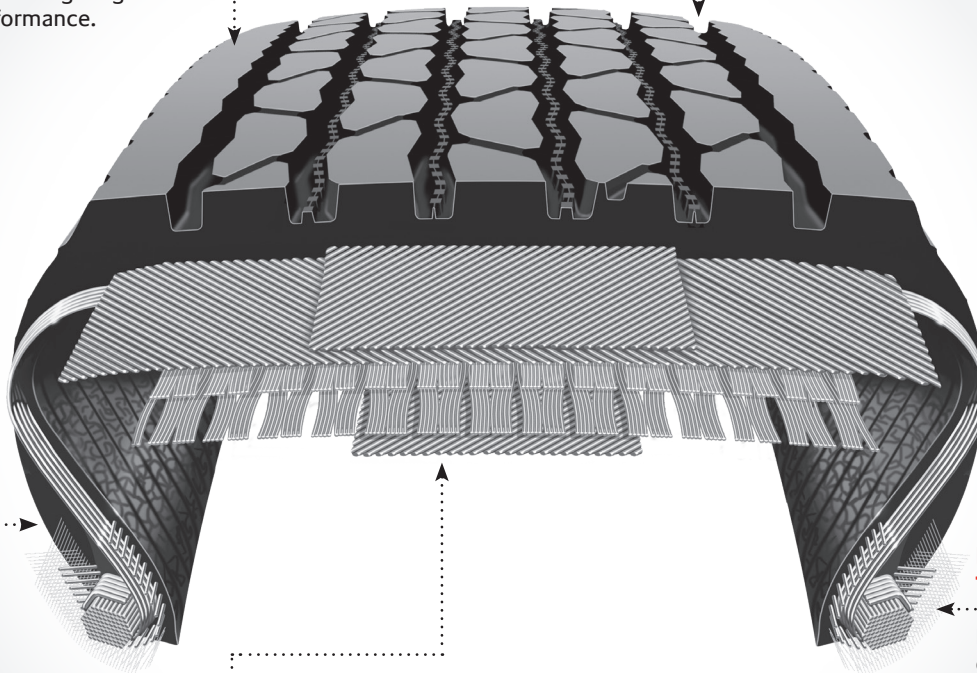
- A Stone Rejector Platforms**
Prevent trapped stones from pushing deeper into tread grooves and piercing belt layer, damaging belts and exposing them to rust.
- B Wide Grooves**
Help reduce risk of groove cracking and combat retention of damaging stones for enhanced retreadability.
- C Aggressive Block Pattern**
Designed with multiple gripping edges to promote wet traction.
- D Continuous Shoulder**
Offers long, even wear and reduced rolling resistance by controlling movement of the ribs and blocks during rotation.

Special Tread Compounds

Help prevent tread damage from cuts and stone drilling in severe service applications without compromising long tread wear performance.

Extra-Deep and Extra-Wide Tread

Aggressive design delivers solid traction, long life and excellent handling.



Tough Sidewall Protection

Reinforced sidewalls that fight curbing, cuts, snags and worksite damage to protect casing.

Patented Turn-In Ply™ Design

Promotes casing durability by wrapping the body ply around the bead bundle to reduce ply-end stress.

Optimized WaveBelt Technology

Enhances casing durability and wearout performance by maintaining a stable footprint and reducing casing growth throughout tire life.

Weight Savings

Allows more payload vs dual fitment using Greatec M853 plus light weight wheel option

Size	Pattern	Wheel Type	Weight
11R22.5	M853	Steel	222lbs x 4 tires x 4 axles = 3,552lbs
11R22.5	M853	Aluminum	192lbs x 4 tires x 4 axles = 3,072lbs
455/55R22.5	M853	Aluminum	267lbs x 2 tires x 4 axles = 2,136lbs

-1,416 LBS
Total Savings in 4 Axles

-936 LBS

Greatec M853 Tire Sizes	Load Range	Article Number	Weight (Lbs/kg) [†]	Meas. Rim (in.)	Overall Diameter (in./mm)	Overall Width (in./mm)	Overall Width Loaded (in./mm)	Static Loaded Radius (in./mm)	Revolutions per Mile/km	Tread Depth (32"/mm)	MAX TIRE LOAD		Max Speed (mph/kph)
											Single Lbs@PSI/kg@kPa	Dual Lbs@PSI/kg@kPa	
455/55R22.5 metric	M	6712	215/98	14.00	41.9/1064	18.2/462	20/508	19.4/493	496/308	23/18.3	11700@130/5300@900	—	75/120

Bridgestone M853 tire also available in sizes 11R22.5, 12R22.5, and 11R24.5.

Warranty information is available at bridgestonetrucktires.com or from your Bridgestone representative, dealer or truck stop. [†]Estimated, subject to change.

Bridgestone Casings & Bandag Retreads: State-of-the-Art Smart. Pairing your Bridgestone casing with a Bandag retread extends the life of your tires and keeps your money where it belongs — with you. With specialized tread patterns that stand up to your operation's demands, plus cutting-edge compounds that resist wear and tear, Bandag retreads perform like new tires at a fraction of the cost. For more information, visit bandag.com.

Prove it to yourself. Run the only test that really matters: Try the Greatec M853 on your trucks, on your routes and with your drivers — in short, in your world. See for yourself how the Greatec M853 can cut your cost per mile. Call your Bridgestone representative today!

